


SPACE CONCRETE

*[Mix of
limestones and
clays used to
make building
blocks.]*







SPACE CONCRETE

Trapped shades

Una polvere finemente macinata di elementi presenti in natura quali gesso, silicati, minerali che, a contatto con l'acqua si modifica, pur mantenendo e manifestando sulla propria superficie la sua genesi. Tante le sfumature intrappolate in un materiale che oggi è diventato il simbolo per eccellenza della modernità, visibile sia nei contesti urbani che come soluzione estetica per progetti da interno.

This finely ground mixture of natural elements, such as gypsum, silicates and minerals is transformed on contact with water, but maintains and reveals its origins on the surface. There are so many different shades trapped in this material that, today, it has become a symbol for modern excellence and is deliberately exposed in urban contexts as an element of indoor design.

W
A
K
E

Up!

FAMILY TIME.



20AG RM



LET'S PLAY

TOGETHER.

* 12B RM



READING

OR RESTING?

* 90BS RM





COMFORT

ZONE



6 12AG RM
2 60AG RM

A UNIQUE

MOM
ENT,

JUST FOR
ME.

* MKAG
2AG RM





WORK

IN PROGRESS.

* 120G RM

THE KI TC HE N

MY
FAVORITE
PLACE.

* 120W RM



EXPLORE

FANTASTIC
WORLDS.

* 120DG RM



BEING AT HOME

AND FEELING
ON HOLIDAY.




BLOX 90G RM
BLOX R60G RM

SPACE CONCRETE

COLOR BODY PORCELAIN TILE
GRES PORCELLANATO COLORATO IN MASSA

CONFORME / ACCORDING TO
UNI EN 14411 - G BIa



BS



B



W



AG

120x120-48"x48"	60x120-24"x48"	30X30-12"x12"	30,5X31-12"x12,2"	90x90-36"x36"	60x60-24"x24"	30X60-12"x24"
120BS RM	12BS RM	6 30BS	6 BS	90BS RM	60BS RM	36BS RM
120B RM	12B RM	6 30B	6 B	90B RM	60B RM	36B RM

120x120-48"x48"	60x120-24"x48"	30X30-12"x12"	30,5X31-12"x12,2"	90x90-36"x36"	60x60-24"x24"	30X60-12"x24"
6 120W RM	6 12W RM	MK.BLOX6 30W	6 W	90W RM	60W RM	36W RM
6 120AG RM	6 12AG RM	MK. 6 30AG	6 AG	90AG RM	60AG RM	36AG RM

SPACE CONCRETE

COLOR BODY PORCELAIN TILE
GRES PORCELLANATO COLORATO IN MASSA

CONFORME / ACCORDING TO
UNI EN 14411 - G Bla



G



DG




1 60WRM



2 60AG RM
60x60-24"x24"



120x120-48"x48"	60x120-24"x48"	30x30-12"x12"	30,5x31-12"x12,2"	90x90-36"x36"	60x60-24"x24"	30x60-12"x24"
6 120G RM	6 12G RM	MK.6 30G	MK6 G	90G RM	60G RM	36G RM
6 120DG RM	6 12DG RM	MK. 6 30DG	MK 6 DG	90DG RM	60DG RM	36DG RM

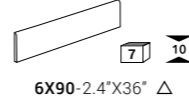
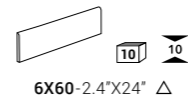
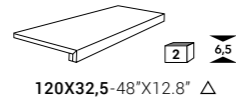
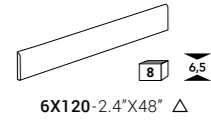


SPACE CONCRETE

COLOR BODY PORCELAIN TILE
GRES PORCELLANATO COLORATO IN MASSA

CONFORME / ACCORDING TO
UNI EN 14411 - G B1a

PEZZI SPECIALI / SPECIAL PIECES



BS	6 BT120BS	6 G120BS	BT60BS	BT90BS
B	6 BT120B	6 G120B	BT60B	BT90B
W	6 BT120W	6 G120W	BT60W	BT90W
AG	6 BT120AG	6 G120AG	BT60AG	BT90AG
G	6 BT120G	6 G120G	BT60G	BT90G
DG	BT120DG	6 G120DG	BT60DG	BT90DG

CARATTERISTICHE TECNICHE SPECIFICHE / TECHNICAL FEATURES SPECIFICATIONS

DIN 51130 (R)	DIN 51097 (A+B+C)	BCR REP. CEC 6/81		DM 14/6/89 N. 236		PENDULUM TEST BS (INGLESE)	PENDULUM TEST AS/NZS 4856:2004 (AUSTRALIANO)	PENDULUM TEST UNE ENV 12633:2003 (SPAGNOLO)	BOT 3000 (DCOF) AVERAGE VALUE
		G.A.	G.B.	C.A.	G.B.				
R10	A+B	>0,4	>0,4	>0,4	>0,4	>36	>35	2	>0,42

IMBALLI / PACKAGING

FORMATO NOMINALE NOMINAL SIZE	BORDO EDGE	SPESSORE THICKNESS	SCATOLA / BOX			PALLET		
			PZ/BOX PCS/BOX	MQ/BOX SM/BOX	KG/BOX KG/BOX	BOX/PALLET BOXES/PALLET	MQ/PALLET SM/PALLET	KG/PALLET KG/PALLET
120X120-48"X48"	RECTIFIED	6,5	2	2,88	45,28	30	86,40	1378,50
60X120-24"X48"	RECTIFIED	6,5	4	2,88	45,29	16	46,08	744,67
30,5X31-12"X12,2" MOSAIC	RECTIFIED	6,5	6	0,57	6,74	72	40,85	505,15
30X30-12"X12" MOSAIC	RECTIFIED	6,5	6	0,54	7,91	72	38,88	589,16
60X60-24"X24"	RECTIFIED	10	3	1,08	24,32	40	43,20	992,86
30X60-12"X24"	RECTIFIED	10	6	1,08	23,91	40	43,20	976,33
90X90-36"X36"	RECTIFIED	10	2	1,62	37,55	22	35,64	846,10



Non poteva mancare per Imola, brand contemporaneo che soddisfa ogni esigenza di stile e di funzionalità, l'inserimento in gamma, per tutti i propri progetti best seller, di nuovi articoli per gli spazi esterni.

Una scelta in linea con le ultime esigenze dell'abitare e del gardening, ove al tradizionale gres porcellanato da esterno a spessore normale, la proposta si completa con l'alto spessore 20 mm e da nuovi pezzi speciali, diversificati, per specifici utilizzi.

La soluzione ideale per realizzare camminamenti, terrazze, patii e altre soluzioni progettuali nei pressi di giardini, cortili, piscine e altri contesti di outdoor design.

Sinonimo di alte performance tecniche, quali la durezza e le proprietà meccaniche, completamente privo di porosità e ingelivo, il 20 mm è un prodotto facilmente pulibile, solido, ecosostenibile, dallo stile dinamico e contemporaneo, disponibile in una gamma ampia e diversificata di soluzioni estetiche, di colori e di formati.

I VANTAGGI DEL 20 MM.

- _ Monolitico.
- _ Ecosostenibile.
- _ Igienico.
- _ Ignifugo.
- _ Ingelivo.
- _ Antiscivolo.
- _ Resistente all'usura.
- _ Resistente agli attacchi chimici.
- _ Resistente ai carichi di rottura.
- _ Resistente agli sbalzi termici.
- _ Resistente alle macchie.
- _ Inattaccabile da muffe e muschi.
- _ Facile da pulire.
- _ Facile da posare.
- _ Facile da rimuovere.

A must for Imola, the modern brand that meets with every style and practicality requirement just had to add new items for outside areas to its range, for all its best seller projects.

A choice made in line with the latest living and gardening demands, where the traditional porcelain stoneware for outside use with a normal thickness is completed with the thicker 20 mm proposal and new special, diversified pieces for specific purposes.

The ideal solution for walkways, terraces, patios and other projects around gardens, courtyards, swimming pools and other outdoor design solutions.

Synonymous with high tech. performance such as being long lasting and its mechanical features, completely porosity-free and frost-proof, the 20 mm product can be cleaned easily, is solid, eco-sustainable with a dynamic, modern style, available in a vast and varying range of aesthetic solutions, colours and shapes.

ADVANTAGES OF THE 20 MM.

- _ Monolithic.
- _ Eco-sustainable.
- _ Hygienic.
- _ Fireproof.
- _ Frost-proof.
- _ Skid-proof.
- _ Resistant to wear.
- _ Resistant to chemical corrosion.
- _ Resistant to tensile strength.
- _ Resistant to sudden changes in temperature.
- _ Stain resistant.
- _ Resistant to mould and moss.
- _ Easy to clean.
- _ Easy to lay.
- _ Easy to remove.

OUTDOOR

10 mm

THICKNESS

20 mm



OUTDOOR

CREATIVITY
SPACE





BUSINESS PLACE

GET MORE.




* 60AG AS RM

SPACE CONCRETE

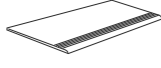
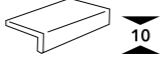


GRES PORCELLANATO A MASSA COLORATA
COLOURED BODY PORCELAIN TILE

CONFORME / ACCORDING TO
UNI EN 14411 - G Bla

	10mm	20mm	
	 60X60-24"X24"	 90X90-36"X36"	 60X60-24"X24"
BS	R60BS RM	90BS AS RM	60BS AS RM
B	R60B RM	90B AS RM	60B AS RM
W	R60W RM		
AG	R60AG RM	90AG AS RM	60AG AS RM
G	R60G RM	90G AS RM	60G AS RM
DG	R60DG RM		

10 PEZZI SPECIALI / SPECIAL PIECES

	 30X60-12"X24" △ 8	 20X60X4-8"X24"X2" △ 6
BS	S R60BS	E R60BS
B	S R60B	E R60B
W	S R60W	E R60W
AG	S R60AG	E R60AG
G	S R60G	E R60G
DG	S R60DG	E R60DG

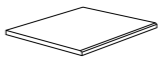
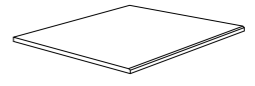
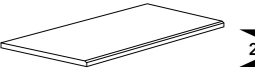
IMBALLI / PACKAGING

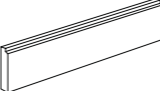
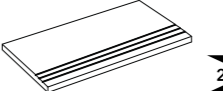

FORMATO NOMINALE NOMINAL SIZE	BORDO EDGE	SPESSORE THICKNESS	SCATOLA / BOX			PALLET		
			PZ/BOX PCS/BOX	MQ/BOX SM/BOX	KG/BOX KG/BOX	BOX/PALLET BOXES/PALLET	MQ/PALLET SM/PALLET	KG/PALLET KG/PALLET
60X60-24"X24"	RECTIFIED	10	3	1,08	24,32	40	43,20	992,86

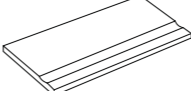
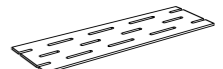
CARATTERISTICHE TECNICHE SPECIFICHE / TECHNICAL FEATURES SPECIFICATIONS

BLOX R	DIN 51130 (R)	DIN 51097 (A+B+C)	BCR REP. CEC 6/81		DM 14/6/89 N. 236		PENDULUM TEST BS (INGLESE)	PENDULUM TEST AS/NZS 4856:2004 (AUSTRALIANO)	PENDULUM TEST UNE ENV 12633:2003 (SPAGNOLO)	BOT 3000 (DCOF) AVERAGE VALUE
			G.A.	G.B.	C.A.	G.B.				
			R11	B+C	>0.4	>0.4				
BLOX AS	R11	B+C	>0.4	>0.4	>0.4	>0.4	>36	>45	3	>0,42

20 PEZZI SPECIALI / SPECIAL PIECES

	 SQUARE BORDER* costa lucida SQUARE BORDER* polished edge 60X60-24"X24" △ 2	 SQUARE BORDER* costa lucida SQUARE BORDER* polished edge 90X90-36"X36" △ 1	 GRADONE* costa lucida TERRACE* polished edge 33X60-13"X24" △ 4
BS	SB60BS AS	SB90BS AS	GR336BS AS
B	SB60B AS	SB90B AS	GR336B AS
AG	SB60AG AS	SB90AG AS	GR336AG AS
G	SB60G AS	SB90G AS	GR336G AS

	 ALZATA gocciolatoio ALZATA gocciolatoio 20X60-8"X24" △ 4	 STEP righe costa lucida STEP stripes polished edge 30X60-12"X24" △ 4	 TOP gocciolatoio coste lucide TOP dripstone polished edges 30X60-12"X24" △ 4
BS	AZ60BS AS	S 60BS AS	TOP60BS AS
B	AZ60B AS	S 60B AS	TOP60B AS
AG	AZ60AG AS	S 60AG AS	TOP60AG AS
G	AZ60G AS	S 60G AS	TOP60G AS

	 BORDO PISCINA* costa lucida POOL EDGE* polished edge 30X60-12"X24" △ 4	 GRIGLIA PISCINA* POOL GRILLE* 20X60-8"X24" △ 2
BS	BP60BS AS	GP60BS AS
B	BP60B AS	GP60B AS
AG	BP60AG AS	GP60AG AS
G	P60G AS	GP60G AS

IMBALLI / PACKAGING

FORMATO NOMINALE NOMINAL SIZE	BORDO EDGE	SPESSORE THICKNESS	SCATOLA / BOX			PALLET		
			PZ/BOX PCS/BOX	MQ/BOX SM/BOX	KG/BOX KG/BOX	BOX/PALLET BOXES/PALLET	MQ/PALLET SM/PALLET	KG/PALLET KG/PALLET
90X90-36"X36"	RECTIFIED	20	1	0,81	37,08	30	24,30	1132,38
60X60-24"X24"	RECTIFIED	20	2	0,72	33,15	32	23,04	1080,80










* Angolari DX e SX disponibili a richiesta. / * RH and LH angle bracket available on request.

I pezzi speciali ed i fondi possono presentare leggere differenze di tonalità fra di loro. / Special pieces and backgrounds can have slightly different shades from one another.
Il bordo può mostrare una piccola diversità cromatica fra la superficie ed il corpo del pezzo ceramico. / There can be a slight colour difference on the edge between the surface and the main ceramic piece.

Caratteristiche Tecniche Gres Porcellanato

Technical Specifications Porcelain Stoneware

CONFORME / ACCORDING TO
UNI EN 14411 - G Bla

CARATTERISTICA Specification	METODO DI PROVA Test methods	REQUISITI PREVISTI DALLA NORMA Requirements in accordance to the standards	VALORE MEDIO Average value
 DIMENSIONI E ASPETTO DIMENSIONS AND APPEARANCE	ISO 10545-2	PROSPETTO G.1 PROSPECT G.1	CONFORME COMPLIANT
 ASSORBIMENTO D'ACQUA WATER ABSORPTION	ISO 10545-3	≤ 0,5%	< 0,1%
 RESISTENZA A FLESSIONE FLEXURAL RESISTANCE		min./МИН 35 N/mm ²	> 45 N/mm ²
SFORZO DI ROTTURA MODULUS OF RUPTURE	ISO 10545-4	SPESSORE / THICKNESS ≥ 7,5 mm: min. 1300N	6,5 mm 1800 N* SPESSORE* / THICKNESS* 10 mm 3000 N* 20 mm 13000 N*
 RESISTENZA ALL'ABRAZIONE PROFONDA DEEP ABRASION RESISTANCE	ISO 10545-6	≤ 175 mm ³	< 140 mm ³
 COEFFICIENTE DILATAZIONE TERMICA LINEARE (α) LINEAR EXPANSION THERMIC COEFFICIENT	ISO 10545-8	METODO DISPONIBILE AVAILABLE ON REQUEST	≤ 7x10 ⁻⁴ °C ⁻¹
 RESISTENZA AGLI SBALZI TERMICI RESISTANCE TO SUDDEN TEMPERATURE CHANGES	ISO 10545-9	METODO DISPONIBILE AVAILABLE ON REQUEST	RESISTE RESISTANT
 RESISTENZA AL GELO FROST RESISTANCE	ISO 10545-12	RICHIESTA ALWAYS TESTED	RESISTE RESISTANT
 PRODOTTI CHIMICI AD USO DOMESTICO ED ADDITIVI PER PISCINA HOUSEHOLD CHEMICALS AND SWIMMING POOL WATER CLEANSERS		min. B МИН. B	min. B МИН. B
ACIDI ED ALCALI A BASSA CONCENTRAZIONE ACIDS AND LOW CONCENTRATION ALKALIS	ISO 10545-13	DA LA, LB A LC FROM LA, LB TO LC	DA LA, LB A LC FROM LA, LB TO LC
ACIDI ED ALCALI AD ALTA CONCENTRAZIONE ACIDS AND HIGH CONCENTRATION ALKALIS		METODO DISPONIBILE AVAILABLE ON REQUEST	METODO DISPONIBILE AVAILABLE ON REQUEST
 RESISTENZA ALLE MACCHIE UGL STAIN RESISTANCE UGL		METODO DISPONIBILE AVAILABLE ON REQUEST	METODO DISPONIBILE AVAILABLE ON REQUEST
RESISTENZA ALLE MACCHIE GL STAIN RESISTANCE GL	ISO 10545-14	min. 3 МИН. 3	min. 3 МИН. 3

* VALORI RIFERITI AL FORMATO 60X60 / VALUES REFERRED TO 60X60 SIZE


Symbologia

Symbols

TILES FULL OF LIFE

INDICAZIONI D'USO

INDICATIONS FOR USE


 Pavimento
Floor tiles


 Rivestimento
Wall tiles


DESTINAZIONI D'USO

SUGGESTED APPLICATIONS

 Abitazioni
Domestic purpose

 Commerciale leggero
Light commercial

 Commerciale
Commercial

 Esterni
Outdoor floor

SUPERFICI

SURFACES

Finitura
Finish


 Naturale
Natural

Aspetto superficiale

Surface look

 Opaco
Matt

Bordo
Edge

 Rettificato monocalibro
Monocaliber, rectified

STONALIZZAZIONE

SHADE VARIATION

 V2


SPESSORE

THICKNESS

 6,5  10  20

CARATTERISTICHE DI VENDITA

SALES CHARACTERISTICS

 Prodotto venduto al pezzo.
Product sold per item.

Tutti i nostri prodotti, sia al mq che al pezzo, sono venduti unicamente a scatola completa.
All our products are sold only in complete boxes, whether the unit of measure is per item or per square metre.

