

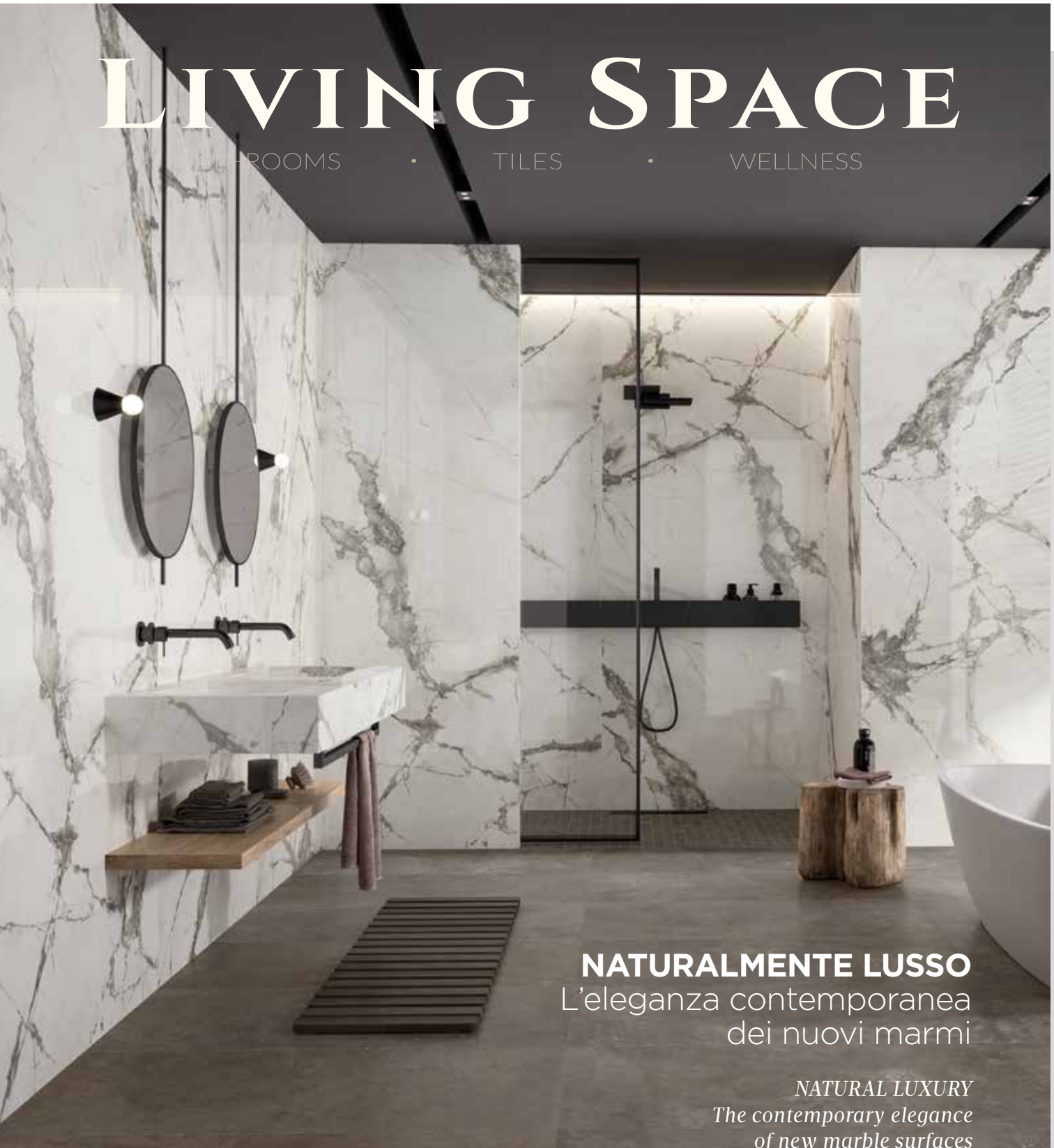
# SL

# LIVING SPACE

BATHROOMS

TILES

WELLNESS



**NATURALMENTE LUSSO**  
L'eleganza contemporanea  
dei nuovi marmi

*NATURAL LUXURY*  
The contemporary elegance  
of new marble surfaces

# CASA DE MARMO

## **NATURALMENTE LUSO**

L'eleganza contemporanea  
dei nuovi marmi



*The term WIDE refers to the large, tough yet lightweight porcelain slabs produced in 6 and 7 mm thickness using the revolutionary CONTINUA+ production technology.*

*The same pressing system based on dry compaction of raw materials is used to produce the 9 mm thick sizes, which stand out for both their aesthetic quality and their technical performance.*

# WIDE

## COLORS



*Living Space is expanding its range of materials with a selection of 6 new surfaces, each inspired by a different variety of marble. The elegantly veined slabs come in a black and white colour palette softened by warmer and more neutral contemporary tones.*



## MULTIPLE SENSATIONS

*The different material effects available in the LIVING SPACE range make these collections ideal for customising any space.  
Marble, sheet metal and wood alternate with design surfaces reminiscent of industrial concrete.*





# KINFOLK

IN THE COMPANY OF...  
The man in the dark suit is a classic example of a well-dressed gentleman. He is standing next to a woman in a white sleeveless top, who is sitting at a table. They are both looking directly at the camera.

# VINTAGE WHITE









VINTAGE WHITE 120X120 LUX\*, **TIMBER WOOD**  
PALACE BEIGE/GOLD 60X60







VINTAGE WHITE 60x120 LUX\*, 160x320 **REBEL** BRASS  
60x120





**EVOLUTION WHITE**









EVOLUTION WHITE LUX\* 120X120

EVOLUTION WHITE LUX\* 120X270, ZERO TAUPE  
60X120





ZERO CONCRETE 60X120, MOS. 30X30

EVOLUTION WHITE LUX\* 120X270.





TIMBER WOOD SMOKED 20X120

EVOLUTION WHITE RETT. 160X320.





**CLASSIC MARQUINIA**





CLASSIC MARQUINIA LUX\* 120X120, 120X270







CLASSIC MARQUINIA LUX\* 60X120. W\_ALL  
WHITE 30X120







**AMANI GRIGIO**





AMANI GRIGIO LUX\* 120X120, CLASSIC MARQUINIA LUX\* 163,5X323 12MM





AMANI GRIGIO LUX\* 60X120, 120X270 **WALL TONES**  
NUTMEG 30X120







**STATUARIO PLUS**



# Blush

MAKE UP & BEAUTY

STATUARIO PLUS LUX\* 60X120.

LEAD 120X270





STATUARIO PLUS LUX\* 120X270 ZERO TAUPE  
120X120, 120X270



**THUNDER NIGHT**





THUNDER NIGHT LUX\* 120X270, 120X120, GRADONE JOLLY 40X120X20



THUNDER NIGHT LUX\* 120X120





THUNDER NIGHT LUX\* 120X270, WHITE 120X270,  
80X80, BRONZE 160X320





THUNDER NIGHT LUX\* 120X270, ZERO GREY 120X270 RETT., 60X60 RETT., TAUPE SLIM PACK, BROWN  
20X120, 26X200






THUNDER NIGHT \* 120X270.

# CASA DI MARMO



## EVOLUTION SUPREME



±6 mm

\* 160x320 LUX+

\* 160x320 RET

\* 120x270 LUX+

±9 mm

120x120 LUX+

60x120 LUX+

±12 mm

163,5x323 LUX+ NAT

163,5x323 NAT

\* Fino ad esaurimento scorte l'art. verrà consegnato a spessore 7 mm.  
The item will be delivered 7 mm thick until stocks are exhausted.

## VINTAGE WHITE



±6 mm

\* 160x320 LUX+

\* 120x270 LUX+

±9 mm

120x120 LUX+

60x120 LUX+

±12 mm

163,5x323  
LUX+ NAT. - SLAB A

163,5x323  
LUX+ NAT. - SLAB B

163,5x323  
NAT. - SLAB A

163,5x323  
NAT. - SLAB B

\* Fino ad esaurimento scorte l'art. verrà consegnato a spessore 7 mm.  
The item will be delivered 7 mm thick until stocks are exhausted.

### SVILUPPO GRAFICO GRAPHIC VARIATION




### SVILUPPO GRAFICO GRAPHIC VARIATION





# CASA DI MARMO

**WIDE**  
SUPERSIZE SLABS



LASTRE IN GRES PORCELLANATO  
PORCELAIN SLABS

## CLASSIC MARQUINIA

±6 mm

\* 160x320 LUX+

\* 160x320 RET.

\* 120x270 LUX+

±9 mm

120x120 LUX+

60x120 LUX+

±12 mm


**163,5x323**  
LUX+ NAT. - SLAB A

**163,5x323**  
LUX+ NAT. - SLAB B

**163,5x323**  
NAT. - SLAB A

**163,5x323**  
NAT. - SLAB B

\* Fino ad esaurimento scorte l'art. verrà consegnato a spessore 7 mm.  
The item will be delivered 7 mm thick until stocks are exhausted.



## AMANI GRIGIO

±6 mm

\* 160x320 LUX+

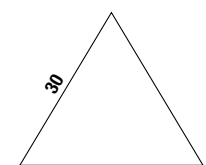
\*\* 120x270 LUX+

±9 mm

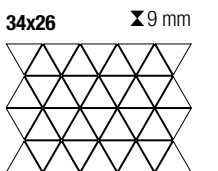
\* 120x120 LUX+

\* 60x120 LUX+

\* Fino ad esaurimento scorte l'art. verrà consegnato a spessore 7 mm.  
The item will be delivered 7 mm thick until stocks are exhausted.  
\*\* Fino ad esaurimento scorte l'art. verrà consegnato nel formato  
120x240 con spessore 7 mm.  
The item will be delivered 7 mm thick 120x240 size until stocks are  
exhausted.



\*  
30 LUX+ RETT.  
14 = 0,54 mq



\*  
34x26  
MOS.LUX+  
5

SVILUPPO GRAFICO  
GRAPHIC VARIATION



120x270


SVILUPPO GRAFICO  
GRAPHIC VARIATION



120x270



## STATUARIO PLUS



± 6 mm

\* 160x320 LUX+

\* 160x320 RET.

\* 120x270 LUX+

± 9 mm

120x120 LUX+

60x120 LUX+

± 12 mm

163,5x323  
LUX+ NAT. - SLAB A

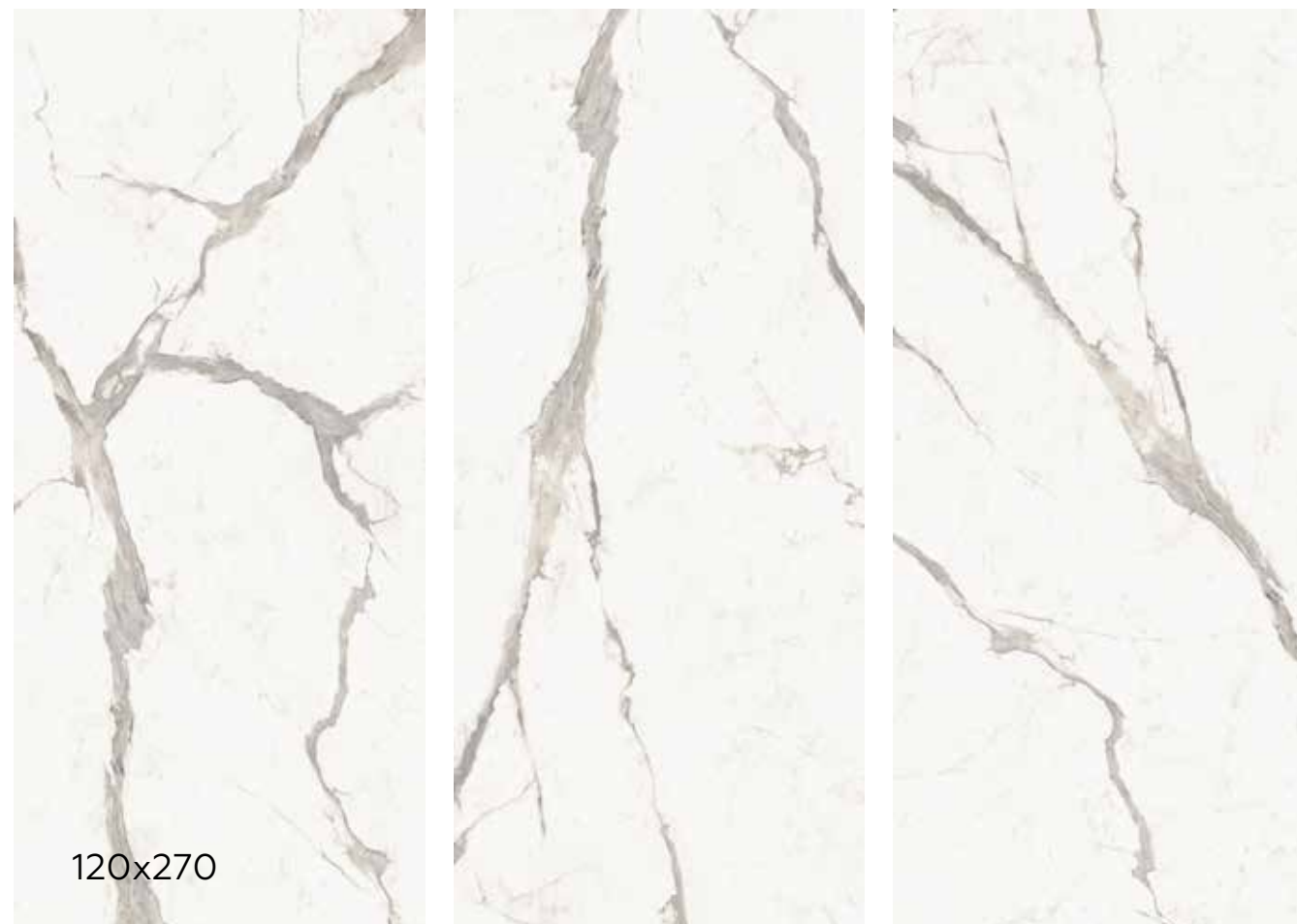
163,5x323  
LUX+ NAT. - SLAB B

163,5x323  
NAT. - SLAB A

163,5x323  
NAT. - SLAB B

\* Fino ad esaurimento scorte l'art. verrà consegnato a spessore 7 mm.  
The item will be delivered 7 mm thick until stocks are exhausted.

### SVILUPPO GRAFICO GRAPHIC VARIATION



± 6 mm

\* 160x320 LUX+

0002479

\*\* 120x270 LUX+

0005032

± 9 mm

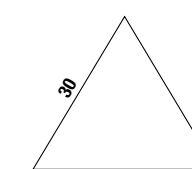
\* 120x120 LUX+

0002508

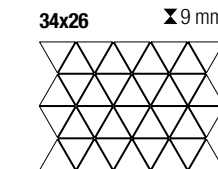
\* 60x120 LUX+

0002511

\* Fino ad esaurimento scorte l'art. verrà consegnato a spessore 7 mm.  
The item will be delivered 7 mm thick until stocks are exhausted.  
\*\* Fino ad esaurimento scorte l'art. verrà consegnato nel formato  
120x240 con spessore 7 mm.  
The item will be delivered 7 mm thick 120x240 size until stocks are  
exhausted.




\*  
30 LUX+ RETT.  
14 = 0,54 mq



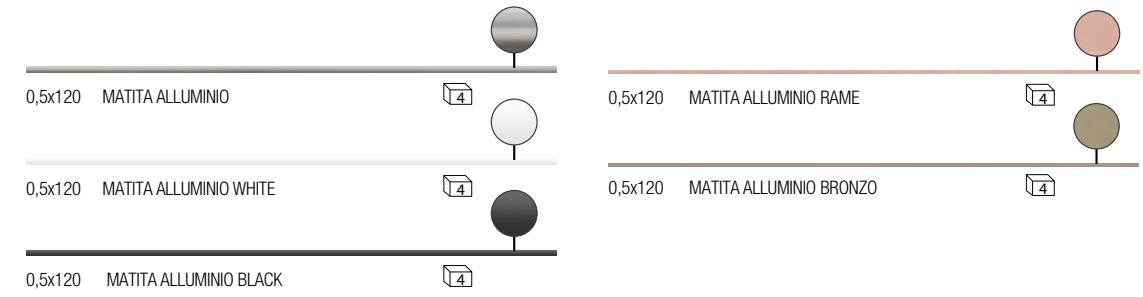

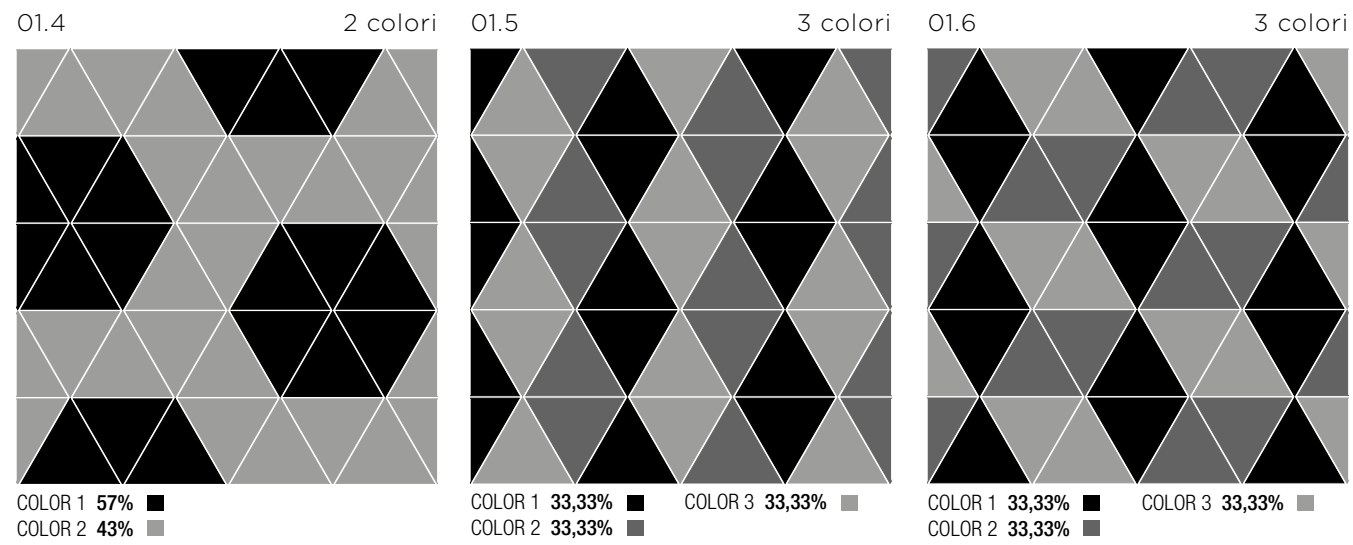

\*  
MOS. LUX+  
5

### SVILUPPO GRAFICO GRAPHIC VARIATION



# CASA DI MARMO

## SCHEMI DI POSA INSTALLATION PATTERNS TRIANGOLO 30



Articoli realizzati in alluminio per l'uso a parete, adatti a raccordare piastrelle di diverso spessore (9 mm / 7 mm).  
Aluminium strip for use between wall tiles of different thicknesses (9 mm / 7 mm).

## PEZZI SPECIALI - SPECIAL TRIMS

x 9 mm								
	5,5x120 BATTISCOPA LUX+ RETT.	0004913	0004909	0004910	0004911	0002516	0002517	
	32x120x4,5x2 GRADONE PLUS LUX+ RETT.	0004918	0004914	0004915	0004916	0002519	0002520	
	32x120x4,5x2 ANGOLARE PLUS SX LUX+ RETT.	0004923	0004919	0004920	0004921	0002522	0002523	
	32x120x4,5x2 ANGOLARE PLUS DX LUX+ RETT.	0004928	0004924	0004925	0004926	0002525	0002526	
	40x120x20 GRADONE JOLLY LUX+ RETT.	0004933	0004929	0004930	0004931	0004553	0004554	



# CASA DI MARMO



WIDE è perfettamente idoneo sia per il rivestimento che per la pavimentazione, in ambito residenziale e commerciale. Gli spessori 6 e 7 mm consentono di mantenere un'ottima resistenza al carico di rottura reale.

WIDE is ideal as both a floor and wall covering in residential and commercial projects. The 6 and 7 mm thickness enables it to maintain excellent breaking strength in real situations.

## PESO WEIGHT

9 mm = 19,5 Kg x mq 7 mm = 17,5 Kg x mq 6 mm = 15,0 Kg x mq

## NEW DIMENSIONS

One of the aims of the project is to supply a hi-tech ceramic material that is easy to use in very different sizes and applications. WIDE comes in a large selection of sizes, all rectified, ideal for uses ranging from residential through to large-scale works in public and commercial spaces.

## EVERYWHERE YOU LIKE

Tenendo conto delle principali qualità del materiale, tra cui la robustezza, la resistenza agli sbalzi termici, oltre allo spessore contenuto e alla facilità di lavorazione, le grandi lastre WIDE ampliano la destinazione d'uso del gres porcellanato. Sempre meno fughe e sempre più spazio alla creatività di progettisti e interior designers, che grazie ai prodotti WIDE possono apprezzare la versatilità di una ceramica senza più confini.

Taking account of the material's key qualities, including strength, thermal shock resistance, low thickness and ease of working, the large-size slabs extend the fields of use of porcelain. The collection has fewer joints while giving enormous creative freedom to architects and interior designers, who appreciate the versatility of this ceramic surface without limits.



La combinazione fra impasto ad elevata plasticità, spessore e grande dimensione, dona particolare elasticità al prodotto, per ottenere risultati di posa sempre impeccabili.

The combination of a body with high plasticity, thickness and dimensions makes for a highly elastic product that delivers consistently flawless results.

La formulazione dell'impasto, unita alla compattazione a secco e alla cottura in forni di nuova concezione, genera un gres particolarmente facile da tagliare e lavorare.

The chemical formulation of the body combined with the raw material dry compaction process produces a porcelain slab that is easy to cut and work with.

L'impasto contiene il 40% minimo di materie prime di qualità recuperate da altri processi produttivi, per questo i prodotti WIDE possono essere accreditati all'interno del sistema internazionale LEED.

As the body contains a minimum of 40% high-quality raw materials recycled from other production processes, WIDE collection products qualify for LEED international certification.

indicatore di flessibilità flexibility index	deflessione massima sotto carico di 350 N maximum deflection under load of 350 N	lato/length 2400 mm	> 50 mm
		lato/length 2700 mm	> 70 mm
		lato/length 3200 mm	> 100 mm

F.to nominale Nominal size	F.to reale (mm) Work size (mm)	Spessore Thickness	Tipologia imballo Type of packing	Lastre/Imballo Slabs/Packing	Pz/Imballo Pcs/Packing	Mq/Scatola Sqm/Box	Kg/Scatola Kg/Box	Scatole/Imballo Box/Packing	Mq totali Sqm total	Kg/Imballo Kg/Packing	Kg totali Kg total
163,5x323 nat	1635x3230	12mm	Cassa Crate	10	-	-	-	-	51,20	139	1660
163,5x323 lux*	1635x3230	12mm	Cassa Crate	9	-	-	-	-	46,08	139	1508
163,5x323 nat/lux*	1635x3230	12mm	Cavalletto container legno A - frame Container Rack pallet wood A - frame	22	-	-	-	-	112,64	180	3524
163,5x323 nat/lux*	1635x3230	12mm	Cavalletto container metallo A - frame Container Rack pallet metal A - frame	22	-	-	-	-	112,64	180	3524
160x320 rett/lux*	1596,5x3195	6 mm	Cassa Crate	14	-	-	-	-	71,68	139	1.214
			Cavalletto container Container Rack pallet	36	-	-	-	-	184,32	180	2.945
120x270 / 48"x108" lux*	1194x2700	6 mm	Cassa Crate	18	-	-	-	-	58,32	112	987
			Cavalletto Rack pallet	36	-	-	-	-	116,64	115	1.865
			Cavalletto container Container Rack pallet	36	-	-	-	-	116,64	130	1.880
120x120 / 48"x48" lux*	1194x1194	9 mm	Pallet con sponde Pallet with sides	36	2	2,88	56,16	18	51,84	40	1.051
60x120 / 48"x48" lux*	596x1194	9 mm	Pallet	60	2	1,44	28,00	30	43,20	20	860

I pezzi speciali, per effetto delle lavorazioni, possono presentare variazioni di tonalità. Due to working process, special trims may show variations in tonality. L'unità minima di vendita per tutti gli articoli (fondi, decori e pezzi speciali) è la scatola completa. The minimum sales quantity for all items (plain tiles, decorations and special trims) is one full box. I dati relativi agli imballi sono aggiornati al momento della stampa del catalogo e pertanto possono subire variazioni nel corso del tempo. Data referring to packaging have been update at time of printing; the actual data may be slightly different.

## LASTRE IN GRES PORCELLANATO PORCELAIN SLABS

CLASSIFICAZIONE SECONDO NORME UNI EN 14411 (ISO 13006) ALLEGATO G-Gruppo Bla  
CLASSIFICATION IN ACCORDANCE WITH UNI EN 14411 (ISO 13006) ANNEX G-Group Bla

PROPRIETÀ FISICO-CHIMICHE PHYSICAL-CHEMICAL PROPERTIES	NORMA NORM	VALORE PRESCRITTO DALLE NORME VALUE PRESCRIBED FROM THE NORMS	VALORE NATURALE NATURAL VALUE
RESISTENZA ALLO SCIVOLAMENTO SLIP RESISTANCE	B.C.R.A. C.A.	$\mu$ 0,19 SCIVOLOSITÀ PERICOLOSA - DANGEROUSLY SLIPPERY $0,20 < \mu < 0,39$ SCIVOLOSITÀ ECCESSIVA - EXCESSIVELY SLIPPERY $0,40 < \mu < 0,74$ ATTRITO SODDISFACENTE - SATISFACTORY GRIP $\mu$ 0,75 ATTRITO ECCELLENTE - EXCELLENT GRIP	>0,40
	B.C.R.A. G.B.		
	ASTM C 1028 (S.C.O.F.)	SLIP RESISTANT (> 0,60)	>0,60 DRY >0,60 WET
	DIN 51130	IN FUNZIONE DELL'AMBIENTE O DELLA ZONA DI LAVORO BASING ON THE ENVIRONMENT OR THE WORKING AREA	R9
	DIN 51097	-	-


VARIAZIONE CROMATICA SHADE VARIATION	V3	aspetto uniforme uniform appearance V1	lieve variazione slight variation V2	moderata variazione moderate variation V3	forte variazione substantial variation V4
---	----	--	--	---	---




PAVIMENTI INTERNI  
INDOOR FLOORS



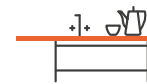
RIVESTIMENTI INTERNI  
INDOOR WALLS



FACCIAE ESTERNE  
INCOLLATE E VENTILATE  
GLUED AND VENTILATED  
EXTERIOR FAÇADES



PAVIMENTI AREE ESTERNE  
OUTDOOR FLOORS



PIANI LAVORO CUCINE  
KITCHEN COUNTERTOPS



TOP E FINITURE PER AMBIENTI  
BAGNO  
BATHROOM VANITY TOPS AND  
SHELVES



ELEMENTI DI ARREDO E DESIGN  
PER INTERNI  
INTERIOR FURNISHING AND  
DESIGN ELEMENTS

SEL



